

**Southeastern Colorado Water Activity Enterprise
Board of Directors Meeting**

**James W. Broderick Hydropower Plant Update
Information Report**

Date: August 19, 2021

Agenda Item: VI. B

STAFF RECOMMENDATIONS:

None

BUDGET IMPLICATIONS:

None

PREVIOUS BOARD ACTION AND/OR ACTIVITY:

None

ISSUE SUMMARY DESCRIPTION:

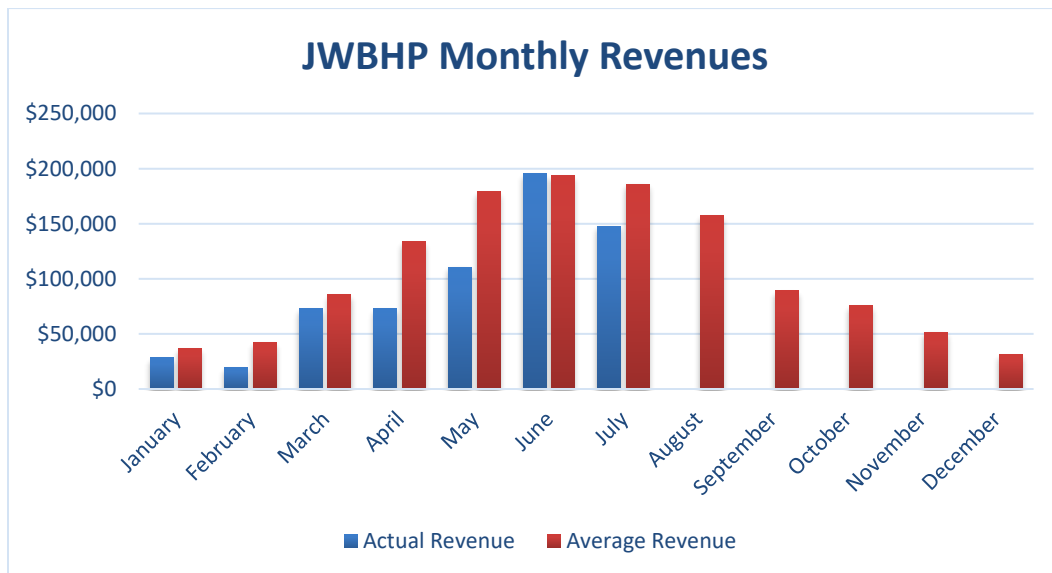
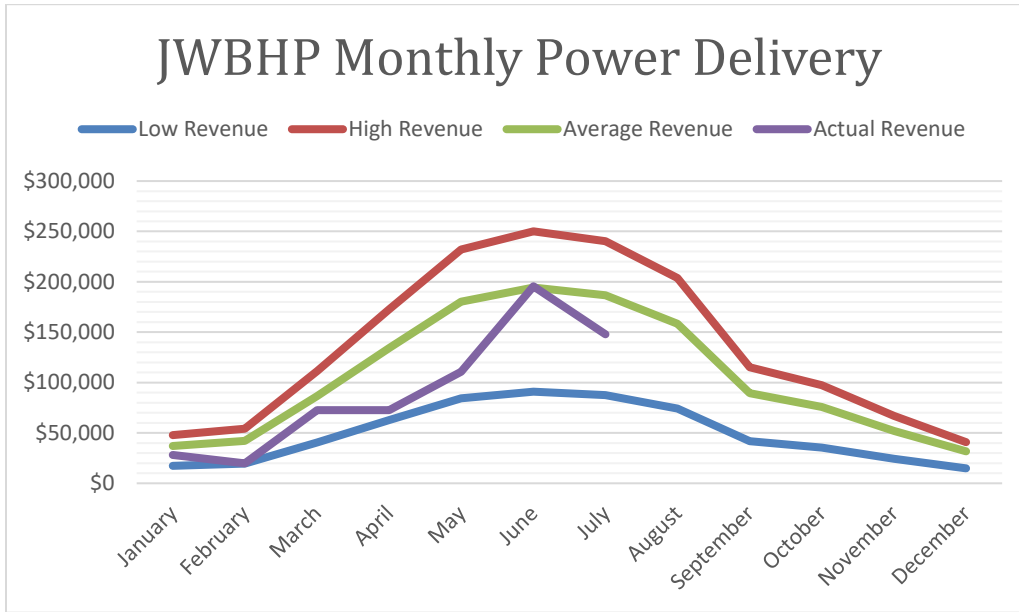
This month's report includes operational data for the month of July 2021.

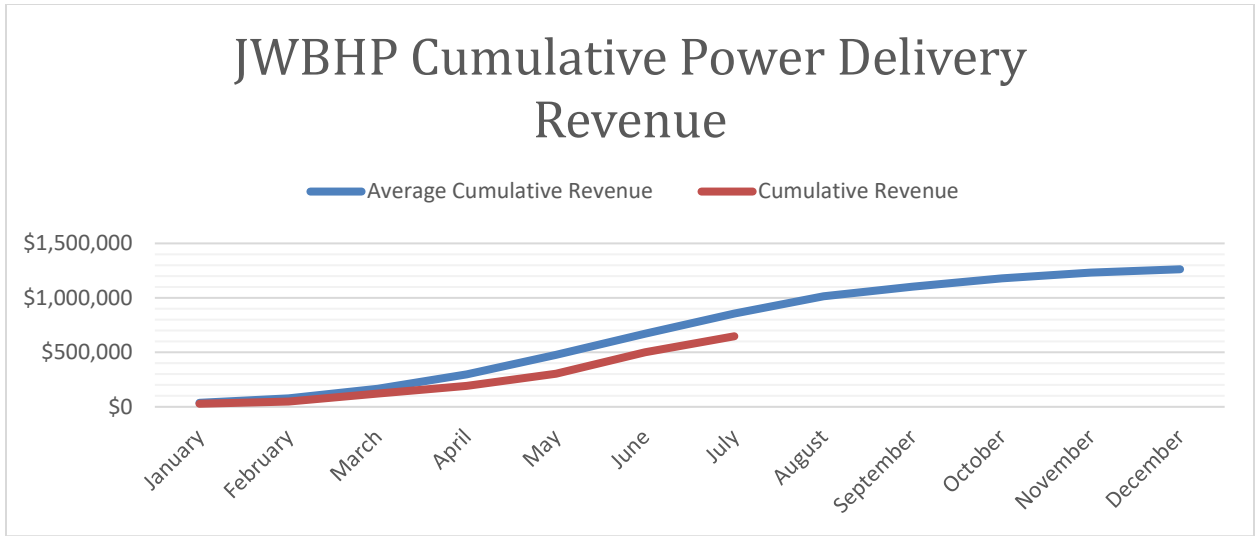
Current Operations – July 2021

Table 1 summarizes the operations information for the James W. Broderick Hydropower Plant (JWBHP) for the month of July 2021. July experienced an average generation month and improvement over June, mainly due to increased native flows from monsoon rains. The downtick on the graphs was due to lower energy scheduling to make up for overscheduling earlier in the year. The goal is to balance scheduled energy with actual generated energy over the course of the year.

Table 1 - JWBHP Dashboard			
	THIS MONTH	LAST MONTH	YEAR TO DATE
Power Generation (MWhrs)	3,689	3,826	12,899
Scheduled Power (MWhrs)	2,928	3,872	14,202
Revenue	\$147,862	\$195,536	\$672,711
% of Maximum Generation	52%	72%	37%
% of Average Generation	80%	101%	84%

The following graphs shows the power delivery revenue compared to the high, average, and low 30-year averages, the monthly revenue compared to average budgeted revenue, and cumulative revenue for the year compared to average budgeted revenue.





SUGGESTED MOTION:

None

ATTACHMENTS:

None